



NESSA NAVA

KITCHEN SINKS



Kitchen **SINKS**
COLLECTION

2024
CATALOG



NESSA NAVA
KITCHEN SINKS

We are exporting our wide -range of kitchen systems (42 series more than 500 models) to selective international markets in the world for projects channel, wholesale channel as well as digital channels.

NESSA NAVA



ISTANBUL,TR



**stainless steel
colorX
granite
glass
kitchen sinks**

stainless steel
AISI 304

modern
design

cutting boards
in the ideal
size for your
sink.

The faucet is one of the most constantly used items in your kitchen. So we place huge importance on creating easy-to-use products that stand the test of time.

Granite contains around 80% granite particles which results in enormous strength and resistance.

100% recyclable

naturally hygienic,
it doesn't harbor
bacteria

toughened
safety glass and
stainless steel bowls.

The versatile Roller Mat acts as an in-sink metal rack for rinsing as well as a drying rack or a trivet to protect surfaces against hot dishes. Simply roll up for easy storage.



KITCHEN SINKS


KITCHEN SINKS SURFACES
KITCHEN SINKS INSTALLATION
STAINLESS SERIES
GRANITE SERIES
ACCESSORIES




Stainless Steel




P / Polished



L / Linen Textured Surface



S / Satin



LM / Micro Linen Textured Surface

UKINOX offers sinks in a selection of stainless steel finishes, so whether you prefer the more reflective qualities of the polished finish or the more subtle look of the silk or brushed finishes, which give a more matt sheen, there is a stainless steel solution for you

colorX

PVD


Environmentally friendly technology; The surface created from a ceramic like inorganic compound that protects against scratches, prevents the bacterial growth and residue, leaves us with a complete confidence in terms of hygiene.



Gold



Titanium



Bronze

Granite




Onyx



Snova




Colorado



Grey

Granite contains around 80% granite particles which results in enormous strength and resistance.

Glass

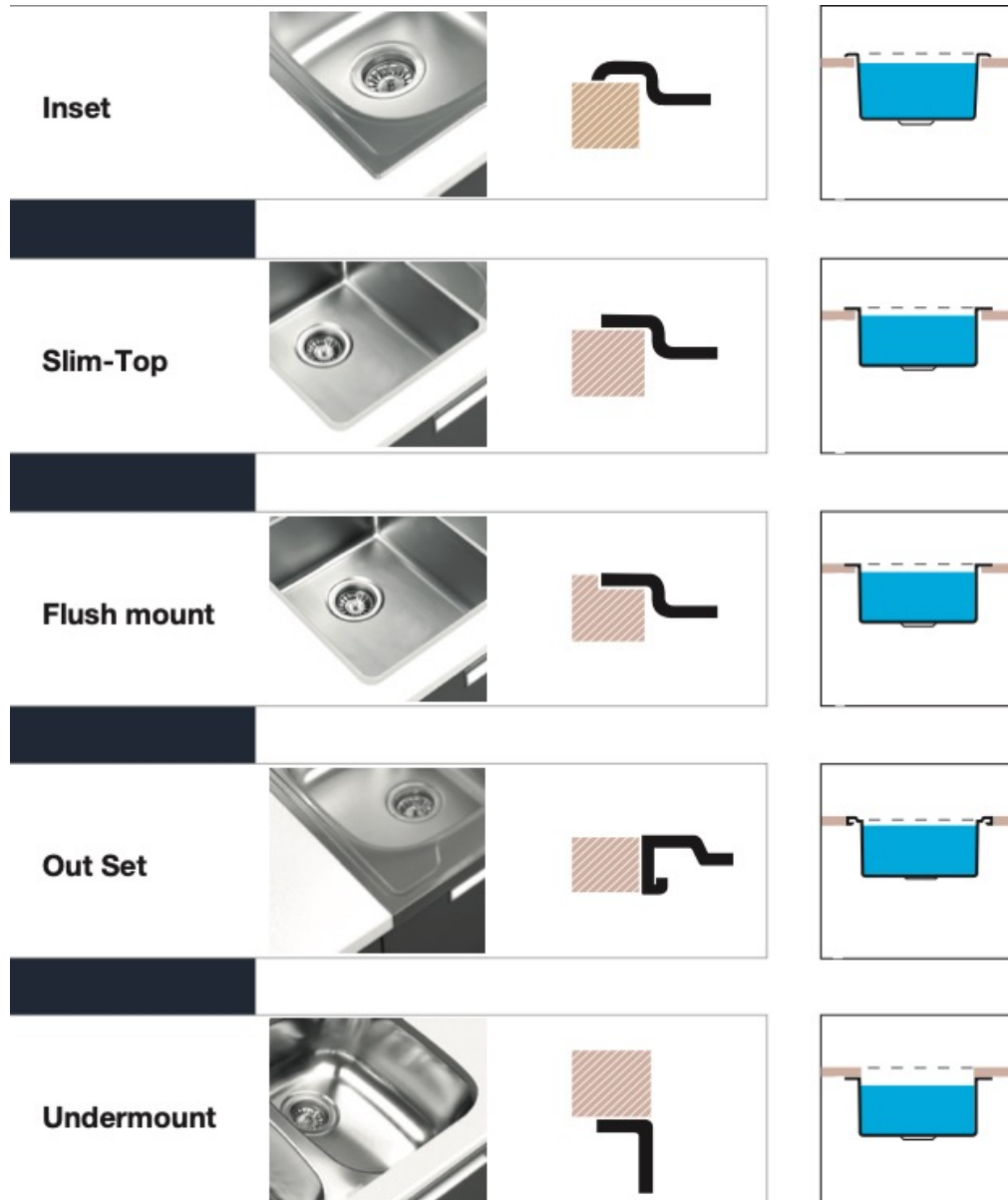


Black



White

UKINOX uses a combination of toughened safety glass and stainless steel bowls.



ZRL 340



ZRL 800



ZRL 400



ZRL 340.70.30



ZRL 450



ZRL 340.50.50



ZRL 500



ZRL 550



ZRL 745



ZEROLINE
PRIME Series

ZRLP 380.70.30



ZRLP 340.50.50



ZRL
Double strainer
Ø 90 mm

ZRLQ
Double strainer
Square
90 x 90 mm

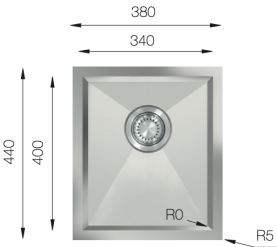
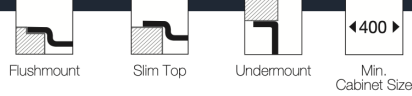
ZRLS
Pressed Waste Kit
Is Integrate
In Stainless Steel
Sinks Kind

Different
Choices

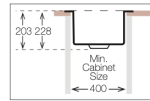
ZRL 340

HANDMADE

Cutout size: Template provided



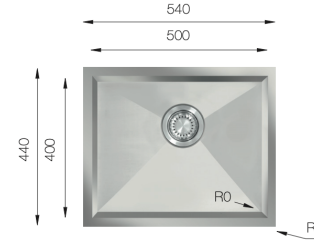
Bowl Size	340 mm x 400 mm		
Thickness	1 mm	1.2 mm	1.2 mm
Sink Depth	203 mm	203 mm	228 mm
Finishing	Polished	Polished	Polished



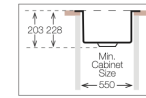
ZRL 500

HANDMADE

Cutout size: Template provided



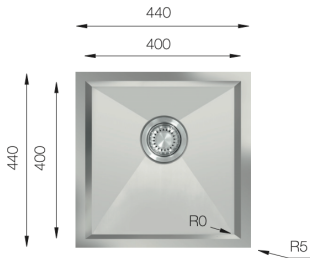
Bowl Size	500 mm x 400 mm		
Thickness	1 mm	1.2 mm	1.2 mm
Sink Depth	203 mm	203 mm	228 mm
Finishing	Polished	Polished	Polished



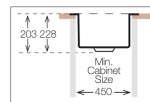
ZRL 400

HANDMADE

Cutout size: Template provided



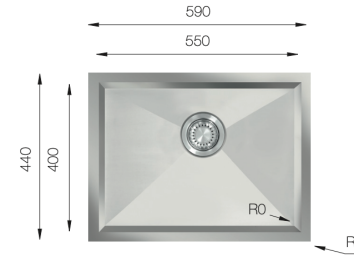
Bowl Size	400 mm x 400 mm		
Thickness	1 mm	1.2 mm	1.2 mm
Sink Depth	203 mm	203 mm	228 mm
Finishing	Polished	Polished	Polished



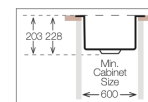
ZRL 550

HANDMADE

Cutout size: Template provided



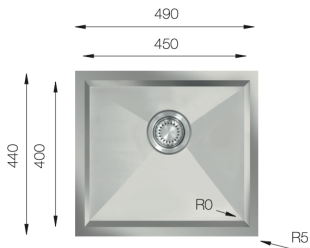
Bowl Size	550 mm x 400 mm		
Thickness	1 mm	1.2 mm	1.2 mm
Sink Depth	203 mm	203 mm	228 mm
Finishing	Polished	Polished	Polished



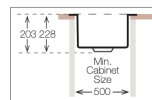
ZRL 450

HANDMADE

Cutout size: Template provided



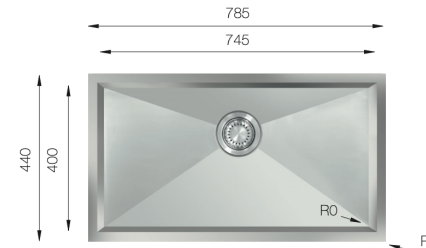
Bowl Size	450 mm x 400 mm		
Thickness	1 mm	1.2 mm	1.2 mm
Sink Depth	203 mm	203 mm	228 mm
Finishing	Polished	Polished	Polished



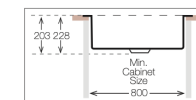
ZRL 745

HANDMADE

Cutout size: Template provided



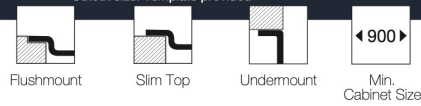
Bowl Size	745 mm x 400 mm		
Thickness	1.2 mm	1.2 mm	1.2 mm
Sink Depth	203 mm	203 mm	228 mm
Finishing	Polished	Polished	Polished



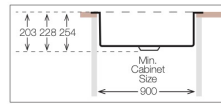
ZRL 800

HANDMADE

Cutout size: Template provided



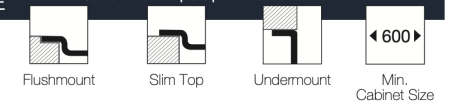
Bowl Size	800 mm x 400 mm		
Thickness	1.2 mm	1.2 mm	1.5 mm
Sink Depth	203 mm	228 mm	254 mm
Finishing	Polished	Polished	Polished



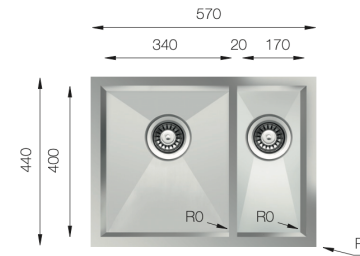
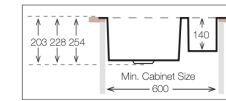
ZRL 340.70.30

HANDMADE

Cutout size: Template provided



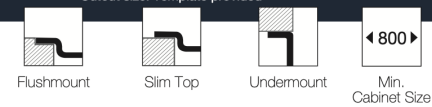
Bowl Size	340 mm x 400 mm	170 mm x 400 mm	
Thickness	1.2 mm	1.2 mm	1.5 mm
Sink Depth	203 mm	228 mm	254 mm
Finishing	Polished	Polished	Polished



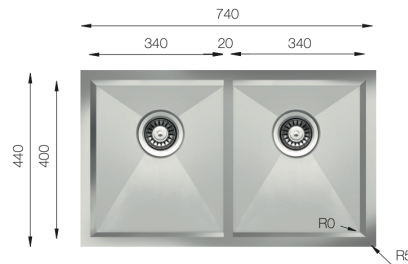
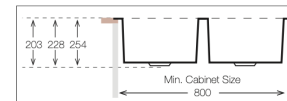
ZRL 340.50.50

HANDMADE

Cutout size: Template provided



Bowl Size	340 mm x 400 mm	340 mm x 400 mm	
Thickness	1.2 mm	1.2 mm	1.5 mm
Sink Depth	203 mm	228 mm	254 mm
Finishing	Polished	Polished	Polished



B 21.40

CS 396

CS 20.42

DR 34.44S

DR 34.44

S-905





NESSA NAVA

ZRLP
Double strainer
Ø 90 mm

ZRLPQ
Double strainer
Square
90 x 90 mm


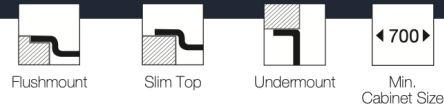
ZRLPS
Pressed Waste Kit Hole
Is Integrate
In Stainless Steel
Kitchen Sinks Kind



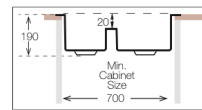
ZRLP 380.70.30

HANDMADE

Cutout size: Template provided




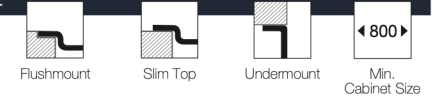
Bowl Size | 230 mm x 400 mm
380 mm x 400 mm
Thickness | 1.2 mm
Sink Depth | 190 mm
Finishing | Polished



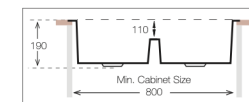
ZRLP 340.50.50

HANDMADE

Cutout size: Template provided



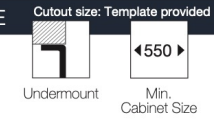
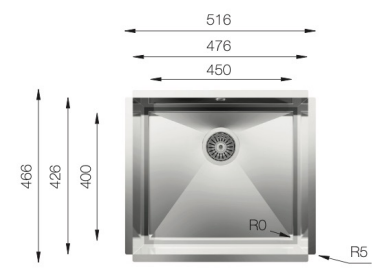
Bowl Size | 340 mm x 400 mm
340 mm x 400 mm
Thickness | 1.2 mm
Sink Depth | 190 mm
Finishing | Polished



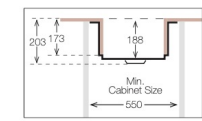


MARBLE
Series
R0

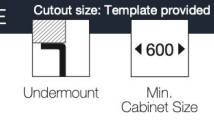

ZRLM 450.40 HANDMADE Cutout size: Template provided



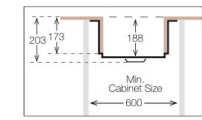
Bowl Size | 450 mm x 400 mm
Thickness | 1 mm
Sink Depth | 203 mm
Finishing | Polished



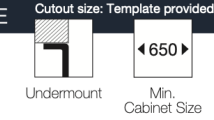

ZRLM 500.40 HANDMADE Cutout size: Template provided



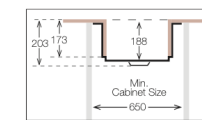
Bowl Size | 500 mm x 400 mm
Thickness | 1 mm
Sink Depth | 203 mm
Finishing | Polished



ZRLM 550.40 HANDMADE Cutout size: Template provided



Bowl Size | 550 mm x 400 mm
Thickness | 1 mm
Sink Depth | 203 mm
Finishing | Polished



colorX 340 HANDMADE

Cutout size: Template provided

Flushmount Slim Top Undermount Min. Cabinet Size 400

Bowl Size 340 mm x 400 mm
Thickness 1.2 mm
Sink Depth 203 mm
Finishing Polished

Gold
Bronze
Titanium

colorX 500 HANDMADE

Cutout size: Template provided

Flushmount Slim Top Undermount Min. Cabinet Size 550

Bowl Size 500 mm x 400 mm
Thickness 1.2 mm
Sink Depth 203 mm
Finishing Polished

Gold
Bronze
Titanium

colorX 400 HANDMADE

Cutout size: Template provided

Flushmount Slim Top Undermount Min. Cabinet Size 450

Bowl Size 400 mm x 400 mm
Thickness 1.2 mm
Sink Depth 203 mm
Finishing Polished

Gold
Bronze
Titanium

colorX 550 HANDMADE

Cutout size: Template provided

Flushmount Slim Top Undermount Min. Cabinet Size 600

Bowl Size 550 mm x 400 mm
Thickness 1.2 mm
Sink Depth 203 mm
Finishing Polished

Gold
Bronze
Titanium

colorX 450 HANDMADE

Cutout size: Template provided

Flushmount Slim Top Undermount Min. Cabinet Size 500

Bowl Size 450 mm x 400 mm
Thickness 1.2 mm
Sink Depth 203 mm
Finishing Polished

Gold
Bronze
Titanium

colorX 340.70.30 HANDMADE

Cutout size: Template provided

Flushmount Slim Top Undermount Min. Cabinet Size 600

Bowl Size 340 mm x 400 mm
Thickness 1.2 mm
Sink Depth 203 mm
Finishing Polished

Gold
Bronze
Titanium



Niagara Series

NESSA NAVA



Accessories

NIAGARA

Material: SUS 304 Stainless steel
Anti-rust, easy to disassemble and clean

Accessories are included in set and also available in the color Titanium



GLASS RINSER NIAGARA

Total Dimension: 125 x 117 mm
Cup Wash nozzle dimension : 110 Ø mm x 80 mm
Brass multi-angle water outlet cleaning head, stainless steel housing
304 stainless steel braided inlet hose
Brass slide mounting nut and 304 stainless steel T-connector, rubber gasket, metal washer



F 82601

Pop up Siphon
Big head waste kit strainer 3 1/2" with overflow on the bowl & siphon with pipe
Pop up click clack otomatic controller



UD0022CR

Soap Dispenser
Total dimension : 265 x 116 mm
Bottle dimension : 58 x 160 mm
Cut out the hole size: 25 / 40 mm



WSE 43.24

Cutting Board
Total Dimension: 241 x 430 mm
Inside dimension: 331,5 x 200 mm
Handle dimension: 70 x 30 mm
Thickness: 19 mm
Step thickness: 6 mm
With waterline




CS 360

Colander
Total external dimension: 408 x 242 mm
Maximum height: 100 mm
Lowest height: 25 mm
Steel Quality : 304 AISI Stainless steel



NIAGARA KITCHEN FAUCET

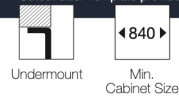
with sprayer and waterfall
Total dimension: 275 x 455 mm (+/- 5 mm)
Waterfall dimension: 220 x 58.5 x 27 mm
Waterfall cabinet size: 240 x 67 x 27 mm
Button dimension: 48Ø
SUS 304 St.steel body, SUS304 St.steel handle
Multi function ABS sprayer, 1800mm pull down hose
Flow rate: Max 2.2 gpm @ 60psi
With one pair of CUPC certified water supply lines



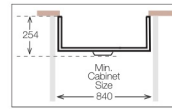
UK RSFC 840

HANDMADE

Cutout size: Template provided



Bowl Size | 787 mm x 421 mm
 Thickness | 1.5 mm
 Sink Depth | 254 mm
 Finishing | Polished



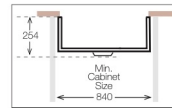
UK RSFC 849

HANDMADE

Cutout size: Template provided



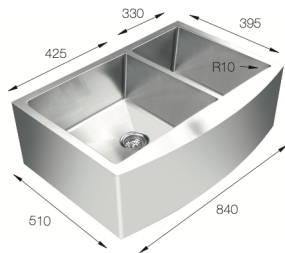
Bowl Size | 787 mm x 395 mm
 Thickness | 1.5 mm
 Sink Depth | 254 mm
 Finishing | Polished



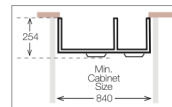
UK RSFC 426.60.40

HANDMADE

Cutout size: Template provided



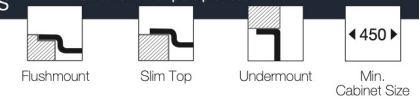
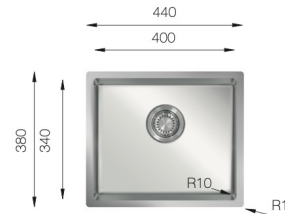
Bowl Size | 425 mm x 395 mm
 Thickness | 330 mm x 395 mm
 Sink Depth | 1.5 mm
 Finishing | Polished



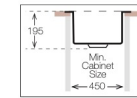
MT 341

PRESS SINKS

Cutout size: Template provided



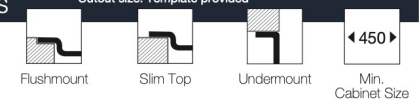

Bowl Size | 400 mm x 340 mm
 Thickness | 1 mm
 Sink Depth | 195 mm
 Finishing | Polished



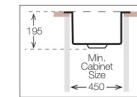
MT 400

PRESS SINKS

Cutout size: Template provided



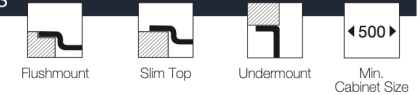

Bowl Size | 400 mm x 400 mm
 Thickness | 1 mm
 Sink Depth | 195 mm
 Finishing | Polished



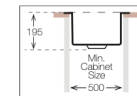
MT 451

PRESS SINKS

Cutout size: Template provided



Bowl Size | 450 mm x 400 mm
 Thickness | 1 mm
 Sink Depth | 195 mm
 Finishing | Polished



MM 860.510 60 PRESS SINKS-WELDED

Cutout size: Template provided

Inset Flushmount Slim Top

Min. Cabinet Size **500**

860
500 68
520 400
R20 R10

Bowl Size | 500 mm x 400 mm
Thickness | 1 mm
Sink Depth | 235 mm
Finishing | Polished

235 215 400
Min. Cabinet Size 500

Left Right

MM 1000.15.510 PRESS SINKS-WELDED

Cutout size: Template provided

Inset Flushmount Slim Top

Min. Cabinet Size **600**

1000
170 27 340 68
510 400
R20 R20 R10

Bowl Size | 340 mm x 400 mm
Thickness | 1 mm
Sink Depth | 235 mm / 153 mm
Finishing | Polished

235 153 215 400
Min. Cabinet Size 600

Left Right

MM 860.510.15 PRESS SINKS-WELDED

Cutout size: Template provided

Inset Flushmount Slim Top

Min. Cabinet Size **600**

860
340 27 170 68
510 400
R20 R20 R10

Bowl Size | 170 mm x 400 mm
Thickness | 1 mm
Sink Depth | 153 mm / 235 mm
Finishing | Polished

235 215 153 400
Min. Cabinet Size 600

Left Right

MM 1000.510.15 PRESS SINKS-WELDED

Cutout size: Template provided

Inset Flushmount Slim Top

Min. Cabinet Size **600**

1000
340 27 170 68
510 400
R20 R20 R10

Bowl Size | 170 mm x 400 mm
Thickness | 1 mm
Sink Depth | 153 mm / 235 mm
Finishing | Polished

235 215 153 400
Min. Cabinet Size 600

Left Right

MM 1000.510 PRESS SINKS-WELDED

Cutout size: Template provided

Inset Flushmount Slim Top

Min. Cabinet Size **500**

1000
450 68
510 400
R20 R10

Bowl Size | 450 mm x 400 mm
Thickness | 1 mm
Sink Depth | 235 mm
Finishing | Polished

235 215 400
Min. Cabinet Size 500

Left Right

MM 1160.510.20 PRESS SINKS-WELDED

Cutout size: Template provided

Inset Flushmount Slim Top

Min. Cabinet Size **800**

1160
340 27 340 68
510 400
R20 R20 R10

Bowl Size | 340 mm x 400 mm
Thickness | 1 mm
Sink Depth | 235 mm
Finishing | Polished

235 215 400
Min. Cabinet Size 800

Left Right



BL 780.500



LN 630.500



SLS 860.500



HY 652.503



RS 780.500



WV 860.500



BL 860.500



LN 790.500.15



SLS 965.500



HY 860.500



RS 860.500



WV 915.500



BL 1000.500



LN 860.500



SLS 965.500.15



HY 965.500



RS 1000.500.15



WV 1000.500.15



BL 1000.500.15



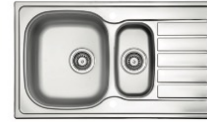
LN 965.500



SLS 1000.500



HY 860.500.15



WV 1160.500.20



BL 1160.500.20



LN 1000.500



SLS 1000.500.15



HY 1000.500.15



WV 1200.600.20



LN 1000.500.15



SLS 860.500.20



HY 1160.500.20




LN 1160.500.20



SLS 1160.500.20



HY 1160.500.18



D 180



DS 370



MN 337.50.50



D 450 eco / R75



D 345



D 556



EDD 375.60.40



D 181



D 376



MN 360.50.50



D 500 / R50



D 346



D 723



D 340 / R50



D 210



D 377



MN 375.60.40



D 500 ECO/ R75



D 360



D 340.70.30



D 400 / R50



D 265



D 420



MN 445.70.30



D 340.50.50 / R50



D 370



MN 346.80.20



D 450 / R50



D 328



D 537



EDD 360.50.50



D 400.50.50 / R50




ULS 510




Cutout size: Template provided




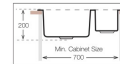
Bowl Size 380 mm
Sink Depth 200 mm
Finishing Granite



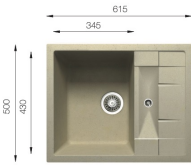
LGT 960.500.15



Bowl Size 340 mm x 420 mm
Sink Depth 235 mm x 265 mm
Finishing Granite



ULS 615.500



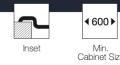

Cutout size: Template provided



Bowl Size 345 mm x 430 mm
Sink Depth 200 mm
Finishing Granite




LGT 1000.500.15



Bowl Size 345 mm x 430 mm
Sink Depth 155 mm x 290 mm
Finishing Granite



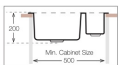
ULS 615.500.15




Cutout size: Template provided



Bowl Size 345 mm x 430 mm
Sink Depth 155 mm x 290 mm
Finishing Granite



CLS 740.460




Cutout size: Template provided



Bowl Size 340 mm x 400 mm
Sink Depth 200 mm
Finishing Granite



ULS 780.500



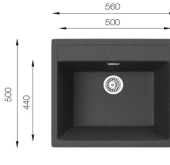
Cutout size: Template provided



Bowl Size 345 mm x 430 mm
Sink Depth 200 mm
Finishing Granite




CLS 560.510




Cutout size: Template provided



Bowl Size 500 mm x 440 mm
Sink Depth 205 mm
Finishing Granite



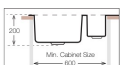
ULS 780.500.15




Cutout size: Template provided



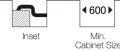
Bowl Size 345 mm x 430 mm
Sink Depth 155 mm x 290 mm
Finishing Granite



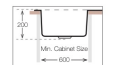
CLS 1000.500



Cutout size: Template provided



Bowl Size 480 mm x 430 mm
Sink Depth 200 mm
Finishing Granite



CHOPPING BOARD

COLANDER

BASKETS

INSET SERIES



B 35.40
Available in the colors:
Bamboo, Inoko, Beech
Dimensions: 364 mm x 237 mm



B 40.40
Available in the colors:
Bamboo, Inoko, Beech
Dimensions: 410 mm x 220 mm



B 34.42
Available in the colors:
Bamboo, Inoko, Beech
Dimensions: 430 mm x 240 mm



BR 36 / BR 37 / BR 39
Available in the colors:
Bamboo, Inoko, Beech
Dimensions: Ø390 mm



BR 44
Available in the colors:
Bamboo, Inoko, Beech
Dimensions: Ø 440 mm



B 39.25
Available in the colors:
Bamboo, Inoko, Beech
Dimensions: 390 mm x 250 mm



B 21.40
Available in the colors:
Bamboo, Inoko, Beech
Dimensions: 420 mm x 200 mm



B 30.42
Available in the colors:
Bamboo, Inoko, Beech
Dimensions: 425 mm x 295 mm



B 28.54
Available in the colors:
Bamboo, Inoko, Beech
Dimensions: 540 mm x 280 mm

WS SERIES




B 44
Dimensions: 440mm x 230mm
B 45
Dimensions: 450mm x 230mm
B 47
Dimensions: 470mm x 230mm
B 48
Dimensions: 480mm x 230mm

Available in the colors:
Bamboo, Inoko, Beech

Niagara SERIES



WSE 43.24
Available in the colors:
Bamboo, Inoko, Beech
Dimensions: 430 mm x 241 mm



BR 55.40
Available in the colors:
Bamboo, Inoko, Beech
Dimensions: 463 mm x 397 mm



GSC 17.30
Stainless Steel Colander
Handmade
Dimensions: 300 mm x 170 mm



CS 16.30
Stainless Steel Colander
Dimensions: 335 mm x 195 mm



CS 17.32
Stainless Steel Colander
Dimensions: 320 mm x 195 mm



CS 18.34
Stainless Steel Colander
Dimensions: 365 mm x 205 mm



CS 16.39
Stainless Steel Colander
Dimensions: 420 mm x 190 mm




CS 350
Dimensions: 350 mm x 188 mm
CS 410
Dimensions: 410 mm x 188 mm
CS 440
Dimensions: 440 mm x 188 mm
Stainless Steel Colander
Handmade




CS 20.42
Stainless Steel Colander
Dimensions: 420 mm x 200 mm



CS 396
Stainless Steel Colander
Handmade
Dimensions: 440 mm x 168 mm



CS 396 Gold
Stainless Steel Colander
Handmade
Dimensions: 440 mm x 168 mm




CS 396 Bronze
Stainless Steel Colander
Handmade
Dimensions: 440 mm x 168 mm



CS 396 Titanium
Stainless Steel Colander
Handmade
Dimensions: 440 mm x 168 mm




CS 400
Stainless Steel Colander
Handmade
Dimensions: 395 mm x 180 mm



CS 400 Gold
Stainless Steel Colander
Handmade
Dimensions: 395 mm x 180 mm



CS 400 Bronze
Stainless Steel Colander
Handmade
Dimensions: 395 mm x 180 mm



CS 400 Titanium
Stainless Steel Colander
Handmade
Dimensions: 395 mm x 180 mm



SBR 34
Stainless Steel Wire Basket
Dimensions: Ø 340mm H:110mm



SBT 32.35
Stainless Steel Wire Basket
Dimensions: 320mm x 350mm H:110mm



SB 32.40
Stainless Steel Wire Basket
Dimensions: 320mm x 400mm H:120mm



GSB 32.40
Stainless Steel Wire Basket
Dimensions: 320mm x 420mm H:120mm



SB 41.24
Stainless Steel Wire Basket
Dimensions: 410mm x 245mm H:127mm



DR 34.42
Stainless Steel Rods -round
Black Neopren Connection
Dimensions: 420mm x 340mm



DR 34.42 S
Stainless Steel Rods -square
Black Neopren Connection
Dimensions: 420mm x 340mm



DR 34.44
Stainless Steel Rods -round
Black Neopren Connection
Dimensions: 440mm x 340mm



DR 34.44 S
Stainless Steel Rods -square
Black Neopren Connection
Dimensions: 440mm x 340mm



GLASS RINSER
Total Dimension: 125 x 117 mm
Cup/Wast nozzle dimension: 110 Ø mm x 80 mm
Brass multi-angle water outlet cleaning head,
stainless steel housing 304 stainless steel braided inlet hose
Brass slide mounting nut and 304 stainless steel
T-connector, rubber gasket, metal washer



KNIFE RACK
Material: SUS 304 Stainless steel
Anti-rust, easy to disassemble
and clean

SYPHONS



S-905

Single strainer Ø 3 1/2" with overflow & siphon with flexible pipe



S-805

Double strainer Ø 3 1/2" with overflow & siphon with flexible pipe



SQ-905

Single square strainer with overflow & siphon



UKI043
Single Strainer Ø 3 1/2"



601-RM-g
Single strainer with overflow on the bowl Ø 3 1/2"



601-E-CV-IC-g
Single Prime strainer with overflow on the bowl Ø 3 1/2"



641-E-CV-IC-g
Double Prime strainer with overflow on the bowl Ø 3 1/2"



2601-E-CV-IC-g
Single Prime strainer with overflow on the bowl & drainer and controller 3 1/2"



S-905 P

Single strainer Ø 3 1/2" with overflow, controller & siphon with flexible pipe



S-805 P

Double strainer Ø 3 1/2" with overflow, controller & siphon with flexible pipe



SQ-905 P

Single square strainer with overflow, controller & siphon



UKI042
Single strainer with overflow on the bowl Ø 3 1/2"



UKI041
Single strainer with overflow on the bowl Ø 3 1/2"



2641-E-CV-IC-g
Double Prime strainer with overflow on the bowl & drainer and controller 3 1/2"



colorX S-905 Gold
colorX S-905 Bronze
colorX S-905 Titanium

Single strainer Ø 3 1/2" with overflow & siphon with flexible pipe



colorX S-805 Gold
colorX S-805 Bronze
colorX S-805 Titanium

Double strainer Ø 3 1/2" with overflow & siphon with flexible pipe



SQ-805

Double square strainer with overflow & siphon



641-RM-g
Double strainer with overflow on the bowl Ø 3 1/2"



S643
Single strainer 3 1/2" with overflow, controller & Drainer



S644
Double strainer 3 1/2" with overflow, controller & Drainer



S-700 K

Single strainer Ø 1 1/2" with overflow from bowl & siphon



S-700 15

Double strainer Ø 3 1/2" with overflow from bowl & siphon



SQ-805 P

Double square strainer with overflow, controller & siphon



Inset Plastic Clips

KLP 01



Inset steel Clips

KLP 02



Lay-on Clips

KLP 03



Undermount Clips

KLP 04



Flushmount Clips

KLP 05



Topzero Clips

KLP 06



Siphon Tap



Tap hole plug



Tap hole cover



NESSA NAVA
KITCHEN SINKS

Made in Türkiye

www.NESSANAVA.com

2024



NESSA NAVA KITCHEN SINKS

NESSA NAVA A.Ş

Telsizler Mah. Bogazkale Sk. Nef 163 ,
Kagithane/Istanbul,TR

E-mail | info@nessanava.com

Web | www.nessanava.com

stainless steel colorX granite glass kitchen sinks

stainless steel
AISI 304

modern
design

cutting boards
in the ideal
size for your
sink.

The faucet is one of the most constantly
used items in your kitchen. So we place
huge importance on creating easy-to-use
products that stand the test of time.

Granite contains around 80% granite
particles which results in enormous strength
and resistance.

100% recyclable

naturally hygienic,
it doesn't harbor
bacteria

toughened
safety glass and
stainless steel bowls.

The versatile Roller Mat acts as an in-sink
metal rack for rinsing as well as a drying
rack or a trivet to protect surfaces against
hot dishes. Simply roll up for easy storage.