



**NESSA NAVA**

Faucets Collection



**PRODUCT CATALOGUE**

2023

[www.nessanava.com](http://www.nessanava.com)

# INDEX





MIXERS  
14-33

---

CONCEALED SOLUTIONS

34-39

---

SHOWER SYSTEMS  
40-45

---

PRO-SOLUTIONS  
FOR PUBLIC USE  
46-47

---

ADVANCED  
KITCHEN MIXERS  
48-59

---

TAPS  
60-63

---

TAP CLEANER  
64

---


From Ideas  
To Simply  
Beautiful  
Designs.





# Production & Technology





### Raw Materials

High quality raw material is an unquestionable ingredient for excellent finished products.

For casting:

- CC 757 S, CC 770 S DZR

For Hot Forging:

-CW 617 N, CW 511 Low Lead, listed in UBA and 4MS

For turning and machining:

- CW 614 N, CW 509 L, CW 510 L, CW 511 L

- Listed in UBA , 4MS

- Various aluminum and steel materials



### Low Pressure & Gravity Die Casting and Hot Forging

Drafts are produced in different ways: low pressure die casting, gravity die casting and hot forging/press. Sand cores, obtained by mixing the green sand with resin, silica sand and appropriate catalyst and chemicals in sand preparation machines, are formed into cores in the automatic core making machines.



### Surface Treatments

Product surfaces are the elements on which we lay too much stress as they are a kind of last clothing of our products. Coating protects the surfaces from corrosion and mechanical effects, gives the surfaces an aesthetical appearance and enables them to harmonize with other accessories in kitchen compartments.



### Mould, Fixture and Cutting Tool Production

Mould developing is processed using the most precision CNC workbenches. Core, casting and hot working moulds, designed using the 3D Unigraphix, Solid Works CAD-CAM programs in computer environment, are made by cutting the steel blocks in microns with high precision.



### Mechanic Operations

Drafts, whose runners are cut and whose burrs are taken off, are processed on CNC controlled benches, in the automatic transfer machines and 3, 4 and 5 axes horizontal / vertical CNC machining centers which carry out all operations named as mechanic operations such as turning, drilling and cutting.

### Turned parts

The production of lathe-turned parts according to customer-specific sketches and precisely defined client quality requirements are daily challenges for our highly qualified precision engineering team.



### Assembling, Testing, Packaging

Product quality is developed with the perfect combination of fine components, details and precision workmanship. Each part is picked and scaled carefully with this approach. The product is mounted by assembling the product body with the parts such as cartridge, lever, aerator and screw. The assembled products are subject to 100% leak-tightness, functionality, and resistance to pressure tests in high precision testing devices. In addition, they are tested in life span, flow rate, sound and surface coating strength through the random method.

QUALITY  
MATTERS







### QA - Quality Management

We believe quality is the best business plan. Therefore we test 100% of finished products, ensuring that they are able to perfectly perform all their functions. All organizations of our company carry out activities based on a consistent quality assurance system, from the product planning conceptions stage through development, design, manufacturing of prototypes, evaluation, mass production, delivering and after sales-delivering activity. The Quality Management team within Nessa Nava Bathrooms a key function consisting of people from many disciplines.



### Global Sales Network & After Market Care

40 years experience, almost 41 different countries. As diverse as people's requirements and tastes may be, the basic need of people on this planet are the same, also the concerns. In throughout the world NESSA NAVA employees take personal care of request from our customers and partners. We know by heart: we stand for the water experience that people would love.

Every product bearing Nessa Nava's signature is manufactured under superior technology standards and has a guarantee of perfection in material and manufacturing workmanship.



### Laboratory-Testing Center

Laboratory R&D activities are the studies which will carry us into future. The basic approach of our R&D unit is to spread on effort to ease the life and make life standards safer and more comfortable for people. Nessa Nava laboratory center has the modern laboratory systems required by the related standards. Testing for performance, durability and dimensional accuracy can be taken by trained personnel. We have the ability to test in accordance with national and test for EN 248 Electroplating Specifications, Flow Rate Test, Salt Spray Test, High and Low Pressure Test, Kitchen Spout Life Cycle Test, Diverter and Hose life.

Up to **10 YEARS**  
**WARRANTY**

### Products Guarantee Periods

10 years warranty for chrome plated single lever mixers.  
2 years warranty for painted mixers, electronic mixers, thermostatic mixers, taps and shower systems.

# PERFECT COMBINATION OF DIFFERENT MATERIALS FOR SUSTAINABLE QUALITY.

From which parts does a mixer consist? Excellent details, durable components, compatible hardware result in Nessa Nava quality. High standard, long life combined Nessa Nava mixers superior performance and long term performance thanks to the compatibility of all components and spare parts and durability. Carefully engineered, all parts complying with the standards.

## ERGONOMIC Handles

Nessa Nava handles are produced of high quality zinc material. It provides ease of use with ergonomic forms that grip the hand.

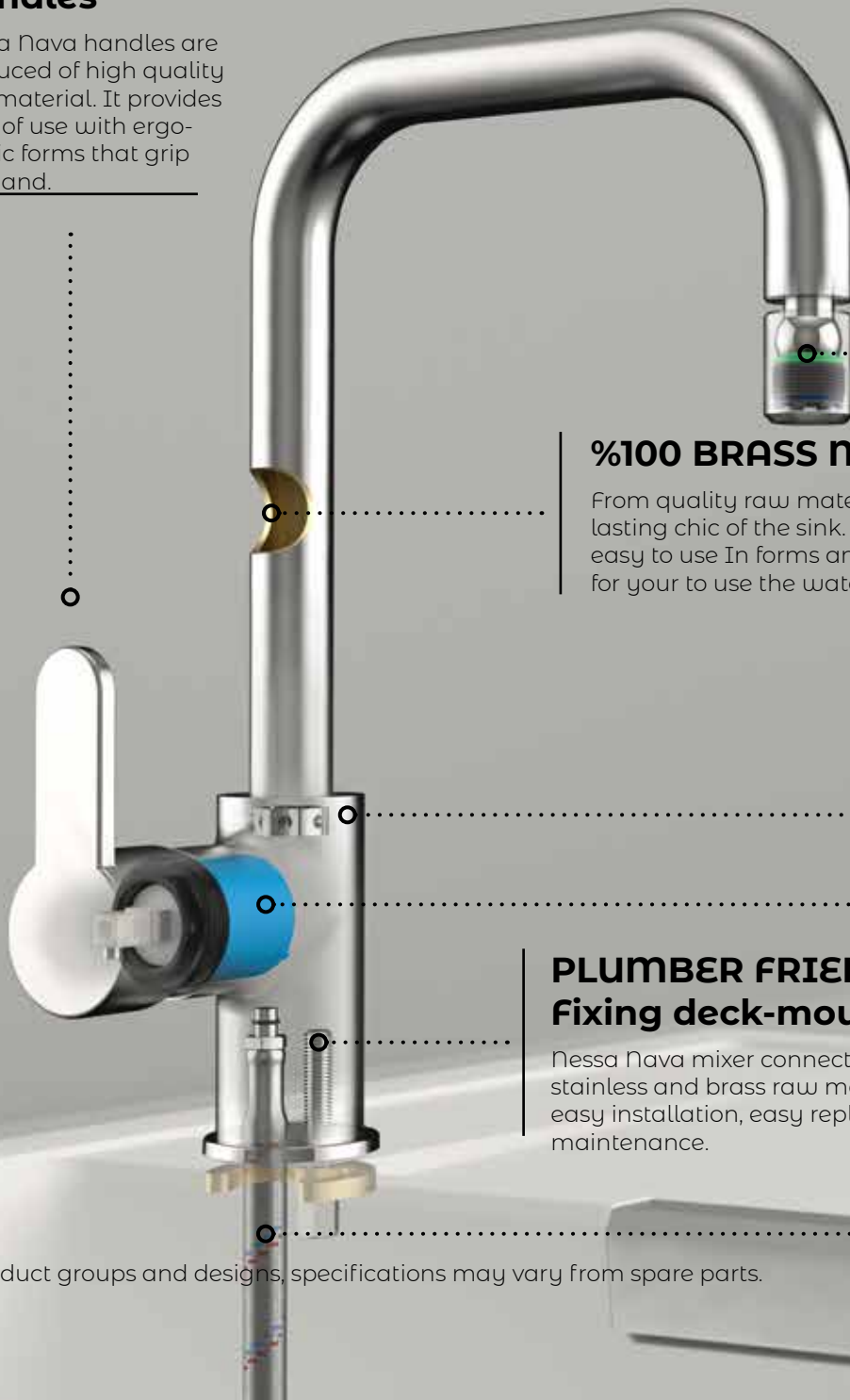
## %100 BRASS Mixer spouts

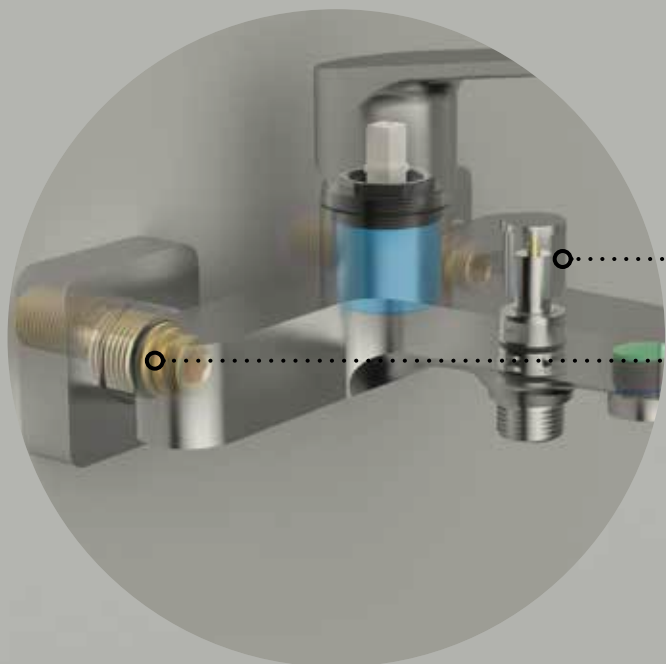
From quality raw material produced long-lasting chic of the sink. Ergonomic and easy to use In forms and in different sizes for your to use the water comfortably.

## PLUMBER FRIENDLY Fixing deck-mounted parts

Nessa Nava mixer connections made from stainless and brass raw material. It provides to easy installation, easy replacement and easy maintenance.

Depending on product groups and designs, specifications may vary from spare parts.





## **EASY-OPERATED Bath mixer diverters**

Automatic and compact Neoperl diverters are used. Long life and performance guarantee. When pulled up and locked to the right, it locks, when the battery is switched off, the pressure automatically switches to the crown position. Due to the locking system of the shower control unit in the bath and shower baths, the water flow from the handgrip is not affected by pressure fluctuations.

## **%100 BRASS MADE-IN-HOUSE Wall connection parts**

Wall-connection eccentrics and raccors are produced from the first quality brass raw material. The wall connection elbows are 10-15 mm longer than the market products, so the threads do not need to be extended.

## **WATER SAVING Aerators**

Aerators are critical parts that determine the overall performance of a mixers. In the aerators, the water flow is enriched with plenty of air. This ensures that the water is like a soft, non-splashing flow and full shower drops. These aerators allow you to save up to 50% from water gives with a softer flow with its ability to mix water with air.

## **%100 BRASS Body**

It is produced from high grade brass raw material by technological casting system. The wall thicknesses are designed to meet performance criteria for water passages.

## **GUARANTEED FOR MORE THAN 1.000.000 CYCLES Ceramic catridges**

Cartridges are the heart and most important working parts of mixers. Nessa Nava products are made of long-lasting and quality cartridges with world quality ceramic discs. It has also 35 mm, 40 mm, with legs and without legs. We also use special cartridges in some series. Full tightness, heat resistance, abrasion resistant, but all are long lasting.

## **Certified Flexible hoses**

Basin and kitchen mixers come along with %100 tested leak-proof stainless steel or PE braided PEX flexible hoses. They are healthy and strong.

# Nessa Nava Colors





Chrome  
01




Super White  
16



White  
26



Granite White  
36



Cream  
03



Granite Cream  
33




Beige  
05




Truffle  
25



Titanium Grey  
17




Graphite Grey  
07




Texture Grey  
47




Gran Black  
54



Metallic Black  
14



Metallic Black V2  
64



Metallic Black V4  
84




Granite Black  
34



Gold PVD  
08



Copper PVD  
39



Titanium PVD  
37



Black  
24



# Mixer Series

To us, mixers are the leading actors of bathrooms and kitchens.

We designed an extensive range of mixers for you,  
leaving you various choice.  
We transformed dreams, trends, fashion into designs,  
processed the most fashionable surfaces.

Our bathroom and kitchen fittings offer modern and original  
design, environmentally friendly use, with diverse colors,  
designs and model options to suit your lifestyle in bathrooms and kitchens.



# AMOS

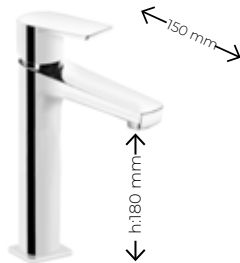
## Eye-catching modern design

A distinctive and stylish design with geometric shapes and subtle angular edges, which looks beautiful within a contemporary styled bathroom.




15680101 - 3/8"  
15684501 - 1/2"

Regular Basin Mixer  
h:120 mm  
Box: 10 Pcs



15680171 - 3/8"  
15684571 - 1/2"

Medium Basin Mixer  
h:180 mm  
Box: 8 Pcs



15680151 - 3/8"  
15684551 - 1/2"

Tall Basin Mixer  
Monoblock Body  
h:280 mm  
Box: 8 Pcs



15681301 - 3/8"  
15686601 - 1/2"

Bidet Mixer  
- 360° Movable Adapter Neoperl  
Box: 8 Pcs



15686301

Concealed Basin Mixer Set  
- The mixer should be fixed at the rough construction stage.  
- Hidden Cache Aerator  
Box: 8 Pcs



15682331 - 3/8"  
15684431 - 1/2"

Kitchen Mixer  
Swivel Casted Spout  
Box: 8 Pcs





15680501  
Bath Mixer  
Box: 10 Pcs



15680621  
Shower Mixer  
Box: 8 Pcs



15681721  
Bath Mixer  
w. Swivel Spout  
w. Flühs Ceramic Diverter  
Neoperl Equipped  
Box: 8 Pcs



15780121  
Rain Shower Set  
2 Way  
- Shower mixer and shower set.  
- Telescopic height adjustable rain shower head 80mm – 440mm  
- Adjustable shower strap on slider  
- Brass Diverter  
Box: 1 Pcs



15680531  
Rain Shower Set  
3 Way  
- Hidden Cache Aerator  
- Shower mixer and shower set.  
- Telescopic height adjustable rain shower head 80mm – 440mm  
- Adjustable shower strap on slider  
- Brass Diverter  
Box: 1 Pcs

# AMOS BLACK NEW



156801024 - 3/8"  
156845024 - 1/2"  
Regular Basin Mixer  
Black  
h:120 mm  
Box: 10 Pcs



156801724 - 3/8"  
156845724 - 1/2"  
Medium Basin Mixer  
Black  
h:180 mm  
Box: 8 Pcs



156801524 - 3/8"  
156845524 - 1/2"  
Tall Basin Mixer  
Black  
Monoblock Body  
h:280 mm  
Box: 8 Pcs




156805024  
Bath Mixer  
Black  
Box: 8 Pcs



156806224  
Shower Mixer  
Black



156823324 - 3/8"  
156844324 - 1/2"  
Kitchen Mixer  
Swivel Casted Spout  
Black  
Box: 8 Pcs



157801924  
Vivian S Black  
Rain Shower Set

- Compatible with all bath and shower mixers.
- Slider length: 1150 mm.
- Silver Shower hose: 1500 mm.
- Adjustable shower strap on slider
- Rain shower head ø 200 mm.
- 3 Function hand shower
- Brass Diverter
- Box: 6 Pcs



157820224  
Vivian S Black  
Sliding Shower Set

- Silver Shower hose: 1500 mm.
- 3 Function Hand Shower
- Box: 10 Pcs

**NEW** AMOS WHITE



156803026 - 3/8"  
156845026 - 1/2"  
Regular Basin Mixer  
White  
h:120 mm  
Box: 10 Pcs



156801726 - 3/8"  
156845726 - 1/2"  
Medium Basin Mixer  
White  
h:180 mm  
Box: 8 Pcs



156801526 - 3/8"  
156845526 - 1/2"  
Tall Basin Mixer  
White  
Monoblock Body  
h:280 mm  
Box: 8 Pcs



156805126  
Bath Mixer  
White  
Box: 8 Pcs



156806226  
Shower Mixer  
White  
Box: 8 Pcs



156823326 - 3/8"  
156844326 - 1/2"  
Kitchen Mixer  
Swivel Casted Spout White  
Box: 8 Pcs



# AMOS

Coated with  
PVD Technology.



156805008  
Bath Mixer  
Gold  
Box: 8 Pcs



156806508  
Shower Mixer  
Gold  
Box: 8 Pcs



156801008 - 3/8"  
156845008 - 1/2"  
Regular Basin Mixer  
Gold  
h:120 mm  
Box: 10 Pcs



156801708 - 3/8"  
156845708 - 1/2"  
Medium Basin Mixer  
Gold  
h:180 mm  
Box: 8 Pcs



156801508 - 3/8"  
156845508 - 1/2"  
Tall Basin Mixer  
Gold  
Monoblock Body  
h:280 mm  
Box: 8 Pcs



156823308 - 3/8"  
156844308 - 1/2"  
Kitchen Mixer  
Swivel Casted Spout  
Gold  
Box: 8 Pcs



156801039 - 3/8"  
156845039 - 1/2"  
Regular Basin Mixer  
Copper  
h:120 mm  
Box: 10 Pcs



156801739 - 3/8"  
156845739 - 1/2"  
Medium Basin Mixer  
Copper  
Monoblock Body  
h:280 mm  
Box: 8 Pcs



156801539 - 3/8"  
156845539 - 1/2"  
Tall Basin Mixer  
Copper  
Monoblock Body  
h:280 mm  
Box: 8 Pcs



156823339 - 3/8"  
156844339 - 1/2"  
Kitchen Mixer  
Swivel Casted Spout  
Copper  
Box: 8 Pcs

**NEW**



156801037 - 3/8"  
156845037 - 1/2"  
Regular Basin Mixer  
Titanium PVD  
h:120 mm  
Box: 10 Pcs



156801737 - 3/8"  
156845737 - 1/2"  
Medium Basin Mixer  
Titanium PVD  
Monoblock Body  
h:280 mm  
Box: 8 Pcs



156801537 - 3/8"  
156845537 - 1/2"  
Tall Basin Mixer  
Titanium PVD  
Monoblock Body  
h:280 mm  
Box: 8 Pcs




156823337 - 3/8"  
156844337 - 1/2"  
Kitchen Mixer  
Swivel Casted Spout  
Titanium PVD  
Box: 8 Pcs



156805037  
Bath Mixer  
Titanium PVD  
Box: 8 Pcs



156806537  
Shower Mixer  
Titanium PVD  
Box: 8 Pcs



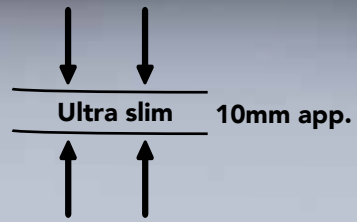
156805039  
Bath Mixer  
Copper  
Box: 8 Pcs



156806539  
Shower Mixer  
Copper  
Box: 8 Pcs

# LEMURIA

Ultra slim design with a deep engineering behind.



**NEW**

# LEMURIA



15830121 - 3/8"  
15834521 - 1/2"  
Basin Mixer  
h:115 mm  
Box: 10 Pcs



158301224 - 3/8"  
158345224 - 1/2"  
Basin Mixer Black  
h:115 mm  
Box: 10 Pcs



15830151 - 3/8"  
15834551 - 1/2"  
Tall Basin Mixer  
h:260 mm  
Box: 10 Pcs



158301524 - 3/8"  
158345524 - 1/2"  
Tall Basin Mixer Black  
h:260 mm  
Box: 10 Pcs



15830501  
Bath Mixer  
Box: 8 Pcs



158305024  
Bath Mixer Black  
Box: 8 Pcs



15830601  
Shower Mixer  
Box: 8 Pcs



158306024  
Bath Mixer Black  
Box: 8 Pcs



15832331 - 3/8"  
15834431 - 1/2"  
Kitchen Mixer  
360° Swivel Spout  
Box: 8 Pcs



158323324 - 3/8"  
158344324 - 1/2"  
Kitchen Mixer Black  
360° Swivel Spout  
Box: 8 Pcs

# SONORA

Stylish D-Profile design  
with round edges.





**NEW**

# SONORA



15840121 - 3/8"  
15844521 - 1/2"  
Basin Mixer  
h:115 mm  
Box: 10 Pcs



158401224 - 3/8"  
158445224 - 1/2"  
Basin Mixer Black  
h:115 mm  
Box: 10 Pcs



15840151 - 3/8"  
15844551 - 1/2"  
Tall Basin Mixer  
h:260 mm  
Box: 10 Pcs



158401524 - 3/8"  
158445524 - 1/2"  
Tall Basin Mixer Black  
h:260 mm  
Box: 10 Pcs



15840511  
Bath Mixer  
Box: 8 Pcs



158405124  
Bath Mixer Black  
Box: 8 Pcs



15840611  
Shower Mixer  
Box: 8 Pcs



158406124  
Bath Mixer Black  
Box: 8 Pcs



15842331 - 3/8"  
15844431 - 1/2"  
Kitchen Mixer  
360° Swivel Spout  
Box: 8 Pcs



158423324 - 3/8"  
158444324 - 1/2"  
Kitchen Mixer Black  
360° Swivel Spout  
Box: 8 Pcs

**BYBLOS**



**NEW**

**BYBLOS**



15940101 - 3/8"  
15944501 - 1/2"  
Basin Mixer  
h:120 mm  
Box: 10 Pcs



15940151 - 3/8"  
15944551 - 1/2"  
Tall Basin Mixer  
Monoblock Body  
h:280 mm  
Box: 8 Pcs



15940501  
Bath Mixer  
Box: 8 Pcs



15940601  
Shower Mixer  
Box: 8 Pcs



15942331 - 3/8"  
15944431 - 1/2"  
Kitchen Mixer  
360° Swivel Spout  
Box: 8 Pcs

# NOAH

Nessa Nava Noah is designed to fit any bath or kitchen setting. This affordable yet stylish range ensures long-lasting, smooth performance.



15710101 - 3/8"  
15714501 - 1/2"

Basin Mixer  
h:100 mm  
Box: 10 Pcs



15710211 - 3/8"  
15714541 - 1/2"

S Basin Mixer  
h:65 mm  
Box: 10 Pcs



15711301 - 3/8"  
15716601 - 1/2"

Bidet Mixer  
- 360° Movable Adapter  
Box: 10 Pcs



15713531 - 3/8"  
15714531 - 1/2"

Basin Mixer  
Swivel Spout  
Box: 10 Pcs

**NEW**



15713541 - 3/8"  
15714581 - 1/2"

S Basin Mixer  
Swivel Spout  
Box: 10 Pcs





15710501  
Bath Mixer  
Box: 8 Pcs



15710561  
S Bath Mixer  
Box: 8 Pcs



15710611  
Shower Mixer  
Box: 8 Pcs



15711131 - 3/8"  
15714431 - 1/2"  
Kitchen Mixer  
Swivel Spout  
Box: 8 Pcs



15711111 - 3/8"  
15714411 - 1/2"  
Kitchen Mixer  
Swivel Spout  
Swivel Adaptor Neoperl  
Box: 8 Pcs

**NEW**



15711151 - 3/8"  
15714451 - 1/2"  
S Kitchen Mixer  
Swivel Spout  
Box: 8 Pcs



15711231  
Wall Kitchen Mixer  
W. Top Spout  
Box: 8 Pcs

# ADONIS

Stylishly designed geometric shapes and subtle rounded edges.

Can't decide between rounded and angular style?  
Adonis has a contemporary design combining geometric lines with rounded edges.



15490101 - 3/8"  
15494501 - 1/2"  
Regular Basin Mixer  
h:95 mm  
Box: 10 Pcs



15490171 - 3/8"  
15494571 - 1/2"  
Medium Basin Mixer  
h:120 mm  
Box: 8 Pcs



15490141 - 3/8"  
15494591 - 1/2"  
High Medium Basin Mixer  
h:170 mm  
Box: 8 Pcs



15490151 - 3/8"  
15494551 - 1/2"  
Tall Basin Mixer  
h:280 mm  
Durable Monoblock High Brass Body  
Box: 8 Pcs



154901024 - 3/8"  
154945024 - 1/2"  
Regular Basin Mixer Black  
h:95 mm  
Box: 10 Pcs



154901524 - 3/8"  
154945524 - 1/2"  
Tall Basin Mixer Black  
h:280 mm  
Durable Monoblock High Brass Body  
Box: 8 Pcs



15492231 - 3/8"  
15494531 - 1/2"  
Basin Mixer Swivel Spout  
Box: 10 Pcs



15490181 - 3/8"  
15494581 - 1/2"  
Basin Mixer Swivel Spout  
Box: 10 Pcs



15490501  
Bath Mixer  
Box: 8 Pcs



154905024  
Bath Mixer Black  
Box: 8 Pcs



15490601  
Shower Mixer  
Box: 8 Pcs



15491701  
Bath Mixer  
w. Swivel Spout  
w. Fluhs Ceramic Diverter  
Box: 8 Pcs



15496101  
Concealed Basin Mixer Set  
- Lime Crushing Hidden Cache  
Aerator  
Box: 8 Pcs



15491301 - 3/8"  
15496601 - 1/2"  
Bidet Mixer  
- 360° Movable Adapter Neoperl  
Box: 10 Pcs



15780161  
Adonis Rain Shower System  
2 Way  
Box: 1 Pcs



15490531  
Adonis Rain Shower System  
3 Way  
- Hidden Cache Aerator  
Box: 1 Pcs



15492331 - 3/8"  
15494431 - 1/2"  
Kitchen Mixer  
Swivel Spout

**NEW**



15490191 - 3/8"  
15494561 - 1/2"  
Kitchen Mixer  
Swivel Spout



# RIO

A Functional series with a robust and durable construction that continues to the future.



15960101 - 3/8"  
15964501 - 1/2"

Regular Basin Mixer  
h:105 mm  
Box: 10 Pcs



15960151 - 3/8"  
15964551 - 1/2"

Tall Basin Mixer  
Monoblock Body  
h:250 mm  
Box: 8 Pcs



15960501  
Bath Mixer  
Box: 8 Pcs



# HERA

Minimalist and modern cylindrical design of Nessa  
Nava Evo offers a very modern sense of aesthetics  
look.




15950101 - 3/8"  
15954501 - 1/2"  
Regular Basin Mixer  
h:105 mm  
Box: 10 Pcs



15950501  
Bath Mixer  
Box: 8 Pcs

# CONCEALED SOLUTIONS



15490711

Adonis Comfortable  
Concealed Bath Mixer Set

- Bath Spout
  - Concealed Bath Mixer
  - Control Unit Bath Mixer
  - Hand Shower
  - Rain Shower Head
  - Wall Hanger
  - Flexible Hose
- Box: 1 Pcs



15680711

Amos Comfortable  
Concealed Bath Mixer Set

- Bath Spout
  - Concealed Bath Mixer
  - Control Unit Bath Mixer
  - Hand Shower
  - Rain Shower Head
  - Wall Hanger
  - Flexible Hose
- Box: 1 Pcs

# CONCEALED BATH MIXER SETS



**15490721**  
Adonis Optimal  
Concealed Bath Mixer Set

- Sigma Brass Raw Material Wall Hanger
  - Concealed Bath Mixer
  - Control Unit Bath Mixer
  - Hand Shower
  - Rain Shower Head
- Box: 1 Pcs

**NEW**



**15490651**  
Adonis Elegant  
Concealed Bath Mixer Set

- Shower Spout
  - Concealed Bath Mixer
  - Control Unit Bath Mixer
  - Rain Shower Head
- Box: 1 Pcs

**NEW**



**15490661**  
Adonis Practical  
Concealed Shower Mixer Set

- Shower Spout
  - Concealed Bath Mixer
  - Control Unit Bath Mixer
  - Rain Shower Head
- Box: 1 Pcs



**15680721**  
Amos Optimal  
Concealed Bath Mixer Set

- Sigma Brass Raw Material Wall Hanger
  - Concealed Bath Mixer
  - Control Unit Bath Mixer
  - Hand Shower
  - Rain Shower Head
- Box: 1 Pcs

**NEW**



**156807124**  
Amos Comfortable  
Concealed Bath Mixer Set Black

- Bath Spout
  - Concealed Bath Mixer
  - Control Unit Bath Mixer
  - Hand Shower
  - Rain Shower Head
  - Wall Hanger
  - Flexible Hose
- Box: 1 Pcs

**NEW**



**156807224**  
Amos Optimal  
Concealed Bath Mixer Set Black

- Sigma Brass Raw Material Wall Hanger
  - Concealed Bath Mixer
  - Control Unit Bath Mixer
  - Hand Shower
  - Rain Shower Head
- Box: 1 Pcs

# CONCEALED BATH MIXERS

**NEW**



15165161  
Universal Concealed Bath Mixer Automatic Push Diverter 3 Way  
Box: 8 Pcs

**NEW**



15685051  
Amos Control Unit for Concealed Bath Mixer  
Box: 8 Pcs

**NEW**



15495081  
Adonis Control Unit for Concealed Bath Mixer  
Box: 8 Pcs



15165151  
Universal Automatic Concealed Bath Mixer Automatic Push Diverter 2 Way  
Box: 10 Pcs



15685021  
Amos Control Unit for Automatic Concealed Bath Mixer  
Box: 10 Pcs



15495061  
Adonis Control Unit for Automatic Concealed Bath Mixer  
Box: 10 Pcs



15165051  
Cotto Control Unit for Automatic Concealed Bath Mixer  
Box: 10 Pcs



151651524  
Universal Automatic Concealed Bath Mixer Black Automatic Push Diverter 2 Way  
Box: 10 Pcs



156850224  
Amos Control Unit for Automatic Concealed Bath Mixer Black  
Box: 10 Pcs



151651508  
Universal Automatic Concealed Bath Mixer Gold Automatic Push Diverter 2 Way  
Box: 10 Pcs



156850208  
Amos Control Unit for Automatic Concealed Bath Mixer Gold  
Box: 10 Pcs

# CONCEALED SHOWER MIXERS



15165111

Universal Concealed Shower Mixer  
Box: 10 Pcs



15685001

Amos Control Unit for Concealed Shower Mixer  
Box: 10 Pcs



15495031

Adonis Control Unit for Concealed Shower Mixer  
Box: 10 Pcs



15165021

Cotto Control Unit for Concealed Shower Mixer  
Box: 10 Pcs



151651124

Universal Concealed Shower Mixer  
Black  
Box: 10 Pcs



156850024

Amos Control Unit for Concealed Shower Mixer  
Black  
Box: 10 Pcs



151651108

Universal Concealed Shower Mixer  
Gold  
Box: 10 Pcs



154950308

Adonis Control Unit for Concealed Shower Mixer  
Gold  
Box: 10 Pcs



15165141

Temperature and Flow Adjustable for Toilet Closet  
Box: 10 Pcs



15912201

Cotto Control Unit for Concealed Shower Mixer  
Box: 10 Pcs

# CONCEALED BATH SPOUTS



15685211  
Amos Concealed  
Bath Spout 1/2"  
Box: 10 Pcs



156852108  
Gold



156852124  
Black



15685501  
Amos Concealed  
Shower Spout 1/2"  
Box: 10 Pcs



156855008  
Gold



156855024  
Black



15380851  
Sigma Concealed  
Wall Connection  
1/2"-1/2" Brass Raw  
Material  
Box: 10 Pcs



153808508  
Gold



153808524  
Black



15990951  
Beta Concealed Wall  
Connection  
1/2"-1/2" Round Brass  
Raw Material  
Box: 10 Pcs



159909508  
Gold



159909524  
Black



15720881  
Amaze Concealed  
Wall Connection  
1/2"-1/2" Square Brass  
Raw Material  
Box: 10 Pcs



157208808  
Gold



157208824  
Black



15990971  
Alfa Concealed Wall  
Connection  
1/2"-1/2" Square Brass  
Raw Material  
Box: 10 Pcs

# SHATTAF SHOWER SETS



15752713

Shattaf 202 Set

- 1/2"-3/8 Adapter included
  - Hand shower wash area 1000 mm.
  - Hose and hand shower are included.
  - Single Entry 1/2"
- Box: 50 Pcs



15492111

Small Shattaf Mixer & Shattaf Set

- Single Entry 1/2"
  - Axis Range 100 mm
- Box: 10 Pcs



15165901

Shattaf Tap & Shattaf Set

- Single Entry 1/2"
- Box: 10 Pcs

**NEW**



15682121

Amos Concealed Shattaf Set

- 1/2"-3/8 Adapter included
  - Hand shower wash area 1000 mm.
  - Hose and hand shower are included.
  - Concealed Shower Mixer
  - Control Unit Shower Mixer
  - Beta Wall connection 1/2"-1/2"
- Box: 8 Pcs

**NEW**




15162121

Cotto Concealed Shattaf Set

- 1/2"-3/8 Adapter included
  - Hand shower wash area 1000 mm.
  - Hose and hand shower are included.
  - Concealed Shower Mixer
  - Control Unit Shower Mixer
  - Beta Wall connection 1/2"-1/2"
- Box: 8 Pcs

# SHOWER SYSTEMS





# RAIN SHOWER SETS

Rain pleasure complete with the mixer.

Our rain shower sets will make you feel the relaxing effect of rain. Refresh and gain strength. It is nice to feel the relaxing effect of the rain, to soak in the rain. How about getting rid of all the fatigue of the day and enjoying the water, reaching a pleasant minute?



15780121

Amos Rain Shower Set  
2 Way  
- Shower mixer and shower set.  
- Telescopic height adjustable rain shower head 80mm – 440mm  
- Adjustable shower strap on slider  
- Brass Diverter  
Box: 1 Pcs



15680531

Amos Rain Shower Set  
3 Way  
- Hidden Cache Aerator  
- Shower mixer and shower set.  
- Telescopic height adjustable rain shower head 80mm – 440mm  
- Adjustable shower strap on slider  
- Brass Diverter  
Box: 1 Pcs



15780161

Adonis Rain Shower Set  
2 Way  
- Shower mixer and shower set.  
- Telescopic height adjustable rain shower head 80mm – 440mm  
- Adjustable shower strap on slider  
- Brass Diverter  
Box: 1 Pcs



15490531

Adonis Rain Shower Set  
3 Way  
- Hidden Cache Aerator  
- Shower mixer and shower set.  
- Telescopic height adjustable rain shower head 80mm – 440mm  
- Adjustable shower strap on slider  
- Brass Diverter  
Box: 1 Pcs

# VIVIAN S NEW

The essential elements of a great shower.



**15780191**  
Vivian S  
Rain Shower Set

- Compatible with all bath and shower mixers.
- Slider length: 1150 mm.
- Silver Shower hose: 1500 mm.
- Adjustable shower strap on slider
- Rain shower head 200x200 mm.
- 3 Function hand shower
- Brass Diverter
- Box: 6 Pcs




**15782023**  
Vivian S  
Sliding Shower Set

- Silver Shower hose: 1500 mm.
- 3 Function Hand Shower
- Box: 10 Pcs



**15784107**  
400 mm Brass  
Wall Connection 1/2"



**15781013**  
Level Rain Shower Head  
200x200 mm

- Rotating connection, provides free orientation
- Easy cleanable ends and non calcification function.
- Box: 20 Pcs



**15786019**  
Vivian S  
Shower Set With Holder

- Silver Shower hose: 1500 mm.
- 3 Function Hand Shower
- Box: 12 Pcs

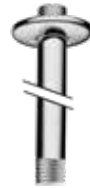


**15783019**  
Vivian S  
Hand Shower

- 3 Function Hand Shower
- Box: 20 Pcs



**15757021**  
 Silver Pvc Shower Hose  
 - 1/2"x1/2" 1500 mm  
 - Anti-twist,  
 - Non-foldable,  
 - Non swellable,  
 - Dirt repellent  
 Box: 20 Pcs



**15784103 - 300 mm Brass**  
**15784105 - 70 mm Brass**  
 Ceiling Connection 1/2"



**15753001**  
 Rain Shower Head 1/2"  
 - Rotating connection, provides free orientation  
 - Easy cleanable ends and non calcification function.  
 - ø 200 mm.  
 Box: 20 Pcs



**15780181**  
 Vivian Rain Shower Set  
 - Compatible with all bath and shower mixers.  
 - Slider length: 1150 mm.  
 - Silver Shower hose:1500 mm.  
 - Adjustable shower strap on slider  
 - Rain shower head ø 200 mm.  
 - 3 Function hand shower  
 - Brass Diverter  
 Box: 6 Pcs



**15782024**  
 Vivian Sliding Shower Set  
 - Silver Shower hose:1500 mm.  
 - 3 Function Hand Shower  
 Box: 10 Pcs



**15784104**  
 400 mm Brass  
 Wall Connection 1/2"



**15784102 - 300 mm Brass**  
**15784101 - 180 mm Brass**  
 Wall Connection 1/2"



**15786020**  
 Vivian Shower Set With Holder  
 - Silver Shower hose:1500 mm.  
 - 3 Function Hand Shower  
 Box: 12 Pcs



**15783020**  
 Vivian Hand Shower  
 - 3 Function Hand Shower  
 Box: 20 Pcs



15780201

Nina  
Rain Shower Set

- Compatible with all bath and shower mixers.
  - Slider length: 1150 mm.
  - Shower hose: 1500 mm.
  - Adjustable shower strap on slider
  - Rain shower head 200x200 mm.
  - 3 Function hand shower
  - Brass Diverter
- Box: 6 Pcs



15782010

Nina  
Sliding Shower Set

- Silver Shower hose: 1500 mm.
  - 3 Function Hand Shower
- Box: 10 Pcs



15786010

Nina  
Shower Set With Holder

- Silver Shower hose: 1500 mm.
  - 3 Function Hand Shower
- Box: 12 Pcs



15757001- 1500 mm

15757002- 1200 mm

Estella PVC Shower Hose  
Anti Twist  
- 1/2"x1/2"  
Box: 20 Pcs



15783010

Nina  
Hand Shower

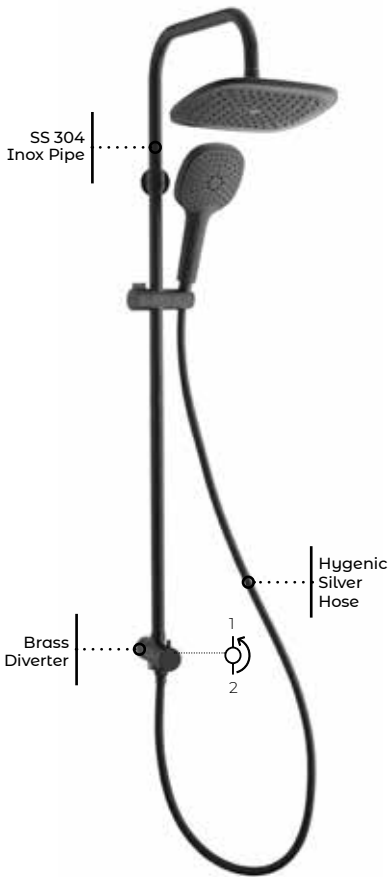
- 3 Function Hand Shower
- Box: 20 Pcs

# NEW VIVIAN S BLACK



157570124

Silver Pvc Shower Hose Black  
 - 1/2"x1/2" 1500 mm  
 - Anti-twist,  
 - Non-foldable,  
 - Non swellable,  
 - Dirt repellent  
 Box: 20 Pcs



157801924

Vivian S Black  
 Rain Shower Set

- Compatible with all bath and shower mixers.  
 - Slider length: 1150 mm.  
 - Silver Shower hose: 1500 mm.  
 - Adjustable shower strap on slider  
 - Rain shower head ø 200 mm.  
 - 3 Function hand shower  
 - Brass Diverter  
 Box: 6 Pcs



157820224

Vivian S Black  
 Sliding Shower Set

- Silver Shower hose: 1500 mm.  
 - 3 Function Hand Shower  
 Box: 10 Pcs



157841124

400 mm Brass Black  
 Wall Connection 1/2"



157810124

Level Rain Shower Head Black  
 200x200 mm

- Rotating connection, provides free orientation  
 - Easy cleanable ends and non calcification function.  
 Box: 20 Pcs



157860124

Vivian S Black  
 Shower Set With Holder

- Silver Shower hose: 1500 mm.  
 - 3 Function Hand Shower  
 Box: 20 Pcs



157830124

Vivian S Black  
 Hand Shower

- 3 Function Hand Shower  
 Box: 20 Pcs

# PRO-SOLUTIONS FOR PUBLIC USE

## Sustainable Solutions For Your Business

We developed a range of products that protect water in public areas such as shopping malls, hotels, sports complexes, hospitals, schools, airports etc.

Pro solutions provides uninterrupted operation with efficient customer service.



**NEW**



15453451 - 3/8"  
15454561 - 1/2"

Amos Electronic Tall  
Single Entry Basin Tap  
Electric and Battery  
h:250 mm  
Box: 8 Pcs



15453401 - 3/8"  
15454511 - 1/2"

Amos Electronic Basin Mixer  
Single Entry Basin Tap  
Electric and Battery  
Box: 8 Pcs



15452601 - 3/8"  
15454501 - 1/2"

Sensomax Electronic  
Single Entry Basin Tap  
Electric and Battery  
Box: 8 Pcs



15453301 - 3/8"  
15454521 - 1/2"

Solo Electronic  
Single Entry Basin Tap  
Electric and Battery  
Box: 8 Pcs



15459901

Valmix Temperature  
Pre-setting Mixer  
Hot-Cold Mixing  
F1/2-M3/8"-M3/8"  
Box: 24 Pcs



15340601 - 3/8"  
15344611 - 1/2"

Cotto Self Closing Basin Mixer  
Single inlet.  
- Lime Crushing Hidden Cache  
Aerator  
Box: 8 Pcs



15340501

Self Closing Urinal  
Tap 1/2" Single inlet.  
Box: 8 Pcs

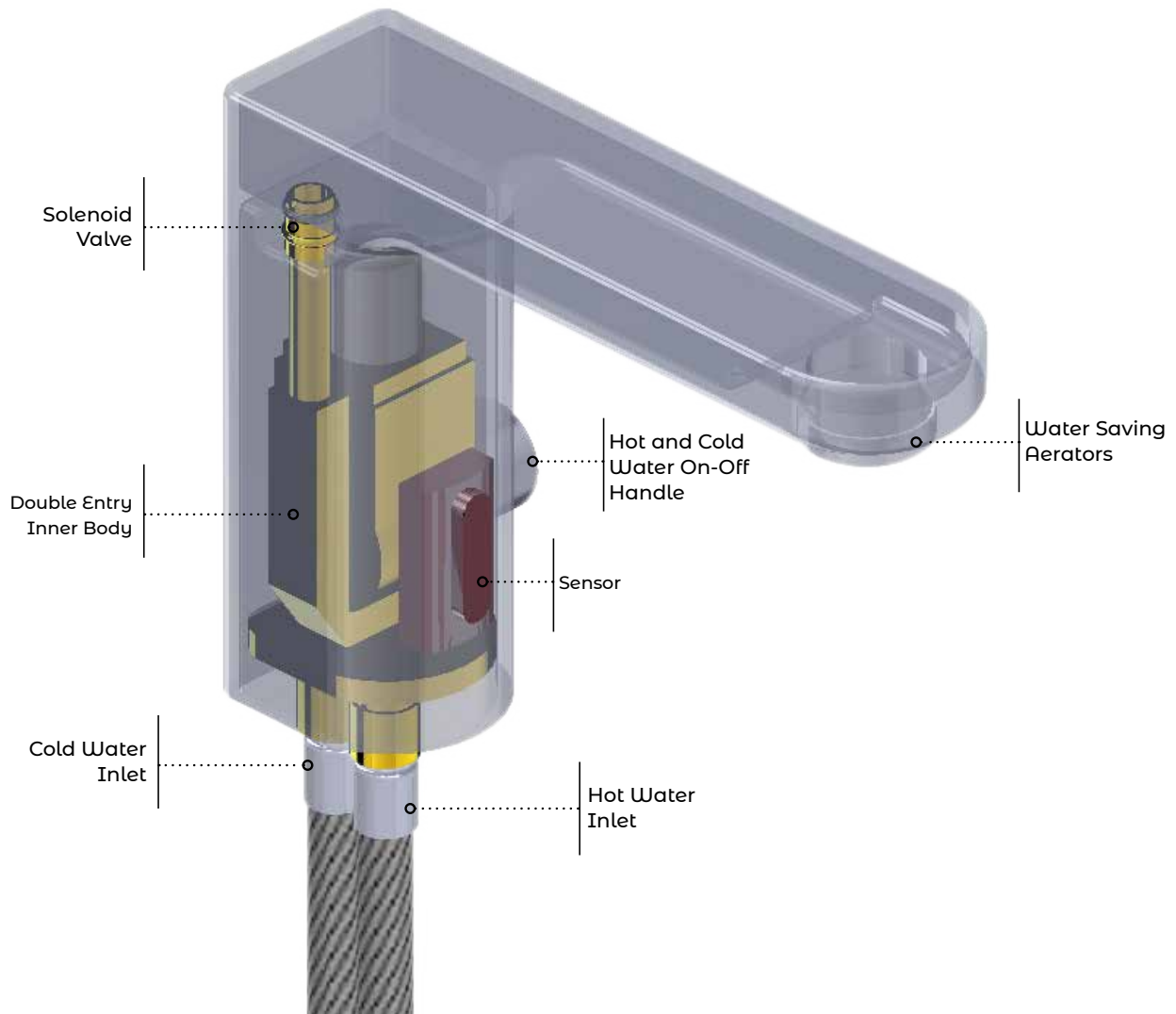
# PRO-SOLUTIONS FOR PUBLIC USE

**NEW**



15452611 - 3/8"  
15454541 - 1/2"

Sensomax Electronic  
Double Entry Basin Tap  
Cold & Hot Water  
Electric and Battery  
- Lime Crushing Hidden Cache  
Aerator



# KITCHEN MIXERS





**We are very passionate to combine design  
and function in the kitchen.**

We believe a home kitchen is the place for the most intimate moments and is the center of that house! Innovative, functional Nessa Nava kitchen mixers enhance your kitchen.



# BEATRICE KITCHEN MIXERS

## Flexibility Meets Design

Beatrice has the flexibility to deliver water to every corner of even double sinks with its spiraled head and 360° swivel spout.



**MagnetClick™**  
At the end of Use, Nessa Nava MagnetClick™ magnetic system makes it easy to pull back the hood and pin it down.



**EasyFix™**  
Thanks to special water connection, it is very easy to assemble the mixer in narrow spaces.



**Soft Flow Function**  
As standard the water comes in the soft form mixed with air thanks to water saving aerator.



**Jet Flow Function**  
With the pull of the button located at the bottom of the spout, the water flow turns into strong jet form to easily clean tough remains on dishes.

# BEATRICE KITCHEN MIXERS



15731161 - 3/8"  
15734461 - 1/2"

Beatrice  
Pull Out Kitchen Mixer  
360° Swivel Spout  
-Washing Area 800 mm  
Box: 8 Pcs



157311616 - 3/8"  
157344616 - 1/2"

Beatrice  
Pull Out Kitchen Mixer  
360° Swivel Spout  
Super White  
-Washing Area 800 mm  
Box: 8 Pcs



157311614 - 3/8"  
157344614 - 1/2"

Beatrice  
Pull Out Kitchen Mixer  
360° Swivel Spout  
Metallic Black  
-Washing Area 800 mm  
Box: 8 Pcs



157311607 - 3/8"  
157344607 - 1/2"

Beatrice  
Pull Out Kitchen Mixer  
360° Swivel Spout  
Graphite Grey  
-Washing Area 800 mm  
Box: 8 Pcs



157311603 - 3/8"  
157344603 - 1/2"

Beatrice  
Pull Out Kitchen Mixer  
360° Swivel Spout  
Cream  
-Washing Area 800 mm  
Box: 8 Pcs

# CONSTANCE KITCHEN MIXERS



**EasyFix™**  
Thanks to special water connection, it is very easy to assemble the mixer in narrow spaces.



**Swivel Connection**  
Thanks to the hinged hand shower, it provides ease of use. You can easily reach all the points of your sink. You can use flex hose for many years without breaking.



**Angle of Handle**  
Thanks to special design of body machining the handle opens almost vertically to avoid hits to the surface behind the kitchen worktable.



**Soft Flow Function**  
As standard the water comes in the soft form mixed with air thanks to water saving aerator.

# CONSTANCE KITCHEN MIXERS



15731171 - 3/8"  
15734471 - 1/2"

Constance  
Pull Out Kitchen Mixer  
360° Swivel Spout  
-Washing Area 800 mm  
Box: 8 Pcs



157311716 - 3/8"  
157344716 - 1/2"

Constance  
Pull Out Kitchen Mixer  
360° Swivel Spout  
Super White  
-Washing Area 800 mm  
Box: 8 Pcs



157311714 - 3/8"  
157344714 - 1/2"

Constance  
Pull Out Kitchen Mixer  
360° Swivel Spout  
Metallic Black  
-Washing Area 800 mm  
Box: 8 Pcs

# KITCHEN MIXERS FOR WATER PURIFICATION SYSTEMS



**Neoperl Perlator HC Flow Thru Aerator**  
Inner stream part is for filtered water while outer stream path delivers aerated tap water through dependable Perlator Honeycomb aerator part.



**Separated Tubes**  
A special copper tube delivers filtered water.

# KITCHEN MIXERS FOR WATER PURIFICATION SYSTEMS



15491131-3/8"  
15494491-1/2"

Adonis Kitchen Mixer Mode Pro  
Max  
W. Inlet For Filtered Water Swivel  
Spout Brass Body & Spout  
Double Tube Technology  
Box: 8 Pcs



15491121-3/8"  
15494451-1/2"

Adonis Kitchen Mixer Pro  
W. Inlet For Filtered Water Swivel  
Spout Brass Body & Spout  
Double Tube Technology  
Box: 8 Pcs



15161141-3/8"  
15164471-1/2"

Cotto Kitchen Mixer Pro Max  
W. Inlet For Filtered Water Swivel  
Spout Brass Body & Spout  
Double Tube Technology  
Box: 8 Pcs



15161121-3/8"  
15164421-1/2"

Cotto Kitchen Mixer Pro  
W. Inlet For Filtered Water Swivel  
Spout Brass Body & Spout  
Double Tube Technology  
Box: 8 Pcs

**NEW**



151611226-3/8"  
151644226-1/2"

Cotto Kitchen Mixer Pro White  
W. Inlet For Filtered Water Swivel  
Spout Brass Body & Spout  
Double Tube Technology  
Box: 8 Pcs

**NEW**



151611224-3/8"  
151644224-1/2"

Cotto Kitchen Mixer Pro Black  
W. Inlet For Filtered Water Swivel  
Spout Brass Body & Spout  
Double Tube Technology  
Box: 8 Pcs

# CELESTE KITCHEN MIXERS



15293441 - 3/8"  
15294441 - 1/2"  
Celeste 2  
Kitchen Mixer  
360° Swivel Spout  
Box: 8 Pcs



152934316 - 3/8"  
152944316 - 1/2"  
Celeste 2  
Kitchen Mixer  
360° Swivel Spout  
Super White  
Box: 8 Pcs



152934324 - 3/8"  
152944324 - 1/2"  
Celeste 2  
Kitchen Mixer  
360° Swivel Spout  
Black  
Box: 8 Pcs



152934305 - 3/8"  
152944305 - 1/2"  
Celeste 2  
Kitchen Mixer  
360° Swivel Spout  
Beige  
Box: 8 Pcs



# COTTO KITCHEN MIXERS



15162331 - 3/8"  
15164431 - 1/2"  
Cotto  
Kitchen Mixer  
Swivel Spout  
Chrome  
Box: 8 Pcs



151623306 - 3/8"  
151644306 - 1/2"  
Cotto  
Kitchen Mixer  
Swivel Spout  
Super White  
Box: 8 Pcs



151623313 - 3/8"  
151644313 - 1/2"  
Cotto  
Kitchen Mixer  
360° Swivel Spout  
Cream  
Box: 8 Pcs



151623315 - 3/8"  
151644315 - 1/2"  
Cotto  
Kitchen Mixer  
360° Swivel Spout  
Beige  
Box: 8 Pcs



151623344 - 3/8"  
151644344 - 1/2"  
Cotto  
Kitchen Mixer  
360° Swivel Spout  
Granite Black  
Box: 8 Pcs



151623374 - 3/8"  
151644374 - 1/2"  
Cotto  
Kitchen Mixer  
360° Swivel Spout  
Metallic Black  
Box: 8 Pcs



151623357 - 3/8"  
151644357 - 1/2"  
Cotto  
Kitchen Mixer  
360° Swivel Spout  
Titanium Grey  
Box: 8 Pcs



151623367 - 3/8"  
151644367 - 1/2"  
Cotto  
Kitchen Mixer  
360° Swivel Spout  
Graphite Grey  
Box: 8 Pcs



151623334 - 3/8"  
151644334 - 1/2"  
Cotto  
Kitchen Mixer  
360° Swivel Spout  
Full Granite Black  
Box: 8 Pcs



151623317 - 3/8"  
151644317 - 1/2"  
Cotto  
Kitchen Mixer  
360° Swivel Spout  
Full Titanium Grey  
Box: 8 Pcs



151623326 - 3/8"  
151644326 - 1/2"  
Cotto  
Kitchen Mixer  
360° Swivel Spout  
Full White  
Box: 8 Pcs



151623303 - 3/8"  
151644303 - 1/2"  
Cotto  
Kitchen Mixer  
360° Swivel Spout  
Full Cream  
Box: 8 Pcs

# ADONIS KITCHEN MIXERS

In harmony or in contrast:  
Choose your color.

Nessa Nava kitchen faucet collection was expanded with black-granite, white-granite and cream-granite alternatives to be integrated harmoniously in the kitchen's colour concept or deliberate contrast with the surrounding area.




Granite White  
154923336 - 3/8"  
154944336 - 1/2"

Granite Cream  
154923333 - 3/8"  
154944333 - 1/2"

Granite Black  
154923334 - 3/8"  
154944334 - 1/2"

15492341 - 3/8"  
15494441 - 1/2"

Kitchen Mixer  
Swivel Spout  
Swivel Adaptor  
Neoperl



Flexible

15492371 - 3/8"  
15494321 - 1/2"

Flexy Kitchen Mixer



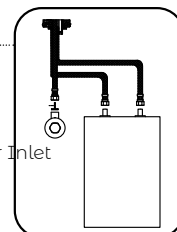
15490421  
Wall Kitchen Mixer  
W. Top Spout



15492331 - 3/8"  
15494431 - 1/2"  
Kitchen Mixer  
Swivel Spout



15491101-3/8"  
15494401-1/2"  
Kitchen Mixer W. Boiler Inlet  
Swivel Spout



NEW



15490191 - 3/8"  
15494561 - 1/2"  
Kitchen Mixer  
Swivel Spout



# ATHENA KITCHEN MIXERS



15021111 - 3/8"  
15024411 - 1/2"

Athena  
Kitchen Mixer 360°  
Swivel Spout  
Chrome  
Box: 8 Pcs



15021116 - 3/8"  
15024416 - 1/2"

Athena  
Kitchen Mixer 360°  
Swivel Spout  
Super White  
Box: 8 Pcs



15021103 - 3/8"  
150244103 - 1/2"

Athena  
Kitchen Mixer 360°  
Swivel Spout  
Cream  
Box: 8 Pcs



15021105 - 3/8"  
150244105 - 1/2"

Athena  
Kitchen Mixer 360°  
Swivel Spout  
Beige  
Box: 8 Pcs



15021134 - 3/8"  
150244134 - 1/2"

Luna  
Kitchen Mixer 360°  
Swivel Spout  
Granite Black  
Box: 8 Pcs



15021114 - 3/8"  
150244114 - 1/2"

Athena  
Kitchen Mixer 360°  
Swivel Spout  
Metallic Black  
Box: 8 Pcs



15021117 - 3/8"  
150244117 - 1/2"

Athena  
Kitchen Mixer 360°  
Swivel Spout  
Titanium Grey  
Box: 8 Pcs



15021107 - 3/8"  
150244107 - 1/2"

Athena  
Kitchen Mixer 360°  
Swivel Spout  
Graphite Grey  
Box: 8 Pcs

# TAPS



15490301 - 3/8"  
15490311 - 1/2"  
Adonis Basin Mixer  
Single Entry  
w. Flexible Hose  
Included Ceramic Cartridge  
Box: 10 Pcs



15010301 - 3/8"  
15010331 - 1/2"  
Athena Basin Mixer  
Single Entry  
w. Flexible Hose  
Box: 10 Pcs



15900911 - 1/2"  
Estella Basin Mixer  
Single Entry  
w. Flexible Hose  
Box: 10 Pcs



15900301  
Athena Long Tap 1/2"  
w. Aerator  
Ceramic Cartridge  
Box: 20 Pcs



15082431 - 3/8"  
15082421 - 1/2"  
Cotto Basin Mixer  
Swivel Spout  
Single Entry  
w. Flexible Hose  
Box: 10 Pcs



15082531 - 3/8"  
15084421 - 1/2"  
Cotto Kitchen Mixer  
Swivel Spout  
Single Entry  
w. Flexible Hose  
Box: 10 Pcs



15900101  
Nova Long Tap  
w. Rosette 1/2"  
Box: 40 Pcs



15900111  
Nova Short Tap  
w. Rosette 1/2"  
Box: 50 Pcs



15900121  
Nova Washing Machine Tap  
w. Rosette 1/2-3/4"  
Box: 50 Pcs



15900131  
Nova Washing Machine Tap  
Hose Connection  
w. Rosette 1/2-3/4"  
Box: 50 Pcs

# UNDER WASH TAPS



15911011 - 1/2"- 3/8"

15911021 - 1/2"- 1/2"

Beta Under Wash Basin Tap w. Rosette w. 90° Ceramic Headwork  
Box: 40 Pcs



15912001 - 1/2"- 3/8"

15912011 - 1/2"- 1/2"

Beta Max Under Wash Basin Tap Long & Heavy Type w. Rosette w. 90° Ceramic Headwork  
Box: 40 Pcs



15910201 - 1/2"- 3/8"

15910211 - 1/2"- 1/2"

Opak Under Wash Basin Tap Matte Chrome  
Box: 40 Pcs



15910203 - 1/2"- 3/8"

15910214 - 1/2"- 1/2"

Opak Chrome Under Wash Basin Tap w. Rosette  
Box: 40 Pcs



15910301 - 1/2"- 3/8"

15910311 - 1/2"- 1/2"

Trieste Under Wash Basin Tap w. Rosette  
Box: 40 Pcs



15910521 - 1/2"- 3/8"

15910531 - 1/2"- 1/2"

Venus Under Wash Basin Tap w. Rosette  
Box: 40 Pcs



15912401 - 1/2"- 3/8"

15912411 - 1/2"- 1/2"

Kombo Under Wash Basin Tap w. Filter Matte Chrome  
Box: 40 Pcs



15910221 - 1/2"- 3/8"

15910231 - 1/2"- 1/2"

Opak Under Wash Basin Tap w. Filter Matte Chrome  
Box: 40 Pcs



15911101 - 1/2"- 3/8"

15911111 - 1/2"- 1/2"

Aleph Under Wash Basin Tap w. Filter Matte Chrome  
Box: 40 Pcs



15911201 - 1/2"- 3/4"

Som Washing Machine Tap Matte Chrome  
Box: 40 Pcs

# CONCEALED TAPS



15912041 - 1/2"

Beta Max Concealed Tap  
w. 90° Ceramic Headwork  
Box: 40 Pcs



159120408 - 1/2"

Beta Max Concealed Tap  
Gold  
w. 90° Ceramic Headwork  
Box: 40 Pcs



15912601 - 1/2"

Beta Concealed Tap  
w. 90° Ceramic Headwork  
Box: 40 Pcs



15910861 - Ø 20 mm

Beta Concealed Tap  
PPRC Body  
w. 90° Ceramic Headwork  
Box: 40 Pcs

---

## Sphones



15800111

Manuel Pop-up Siphon Brass  
NF Certificate 1 1/4"  
Box: 10 Pcs



15800121

Manuel Pop-up Siphon Plastic  
NF Certificate 1 1/4"  
Box: 10 Pcs



15801801 - w.Hole

15801901 - w/o Hole

ST 01  
Automatic Drain Plug 1 1/4"  
Box: 20 Pcs



158018008 - w.Hole

158019008 - w/o Hole

ST 01 Automatic  
Drain Plug Gold 1 1/4"  
Box: 20 Pcs



158018024 - w.Hole

158019024 - w/o Hole

ST 01 Automatic  
Drain Plug Black 1 1/4"  
Box: 20 Pcs

# CONTACT US

---

## NESSA NAVA İNŞAAT MALZEMELERİ VE DIŞ TİCARET AŞ

Telsizler Mah. Bogazkale Sk. Nef 163 Residence, Apartment 293 Floor 8  
Kagithane/Istanbul,TR

E-mail | [info@nessanava.com](mailto:info@nessanava.com)

Phone | +90 533 582 69 59



*nessanavaglobal*



NESSA NAVA